

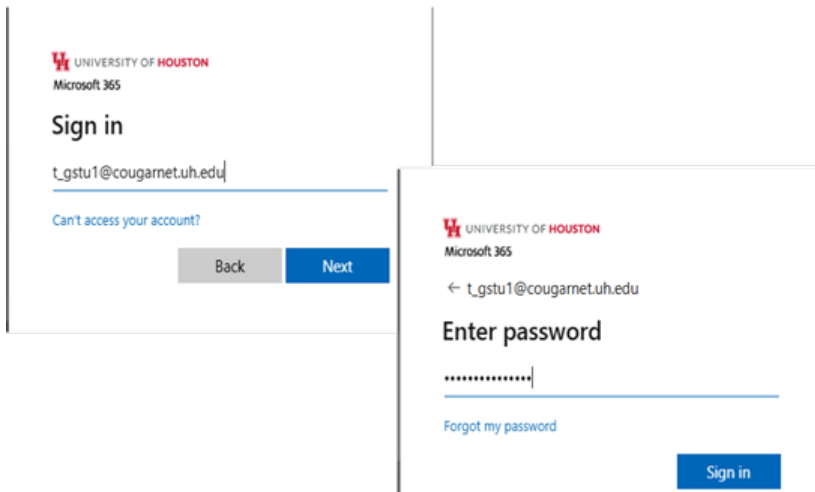
# Steps to Access and Register for Your Orientation Session

## Step 1: Access the Orientation Portal

Click the Orientation Portal link provided in your email or on the orientation website.

## Step 2: Log In with Your CougarNet Credentials

- Enter your CougarNet username and password.



The image shows two screenshots of the Microsoft 365 sign-in process. The first screenshot shows the 'Sign in' page with the University of Houston logo, the text 'Microsoft 365', and the username 't\_gstu1@cougar.net.uh.edu' entered in the text box. Below the text box is a link that says 'Can't access your account?' and two buttons: 'Back' and 'Next'. The second screenshot shows the 'Enter password' page with the University of Houston logo, the text 'Microsoft 365', and the username 't\_gstu1@cougar.net.uh.edu' entered in the text box. Below the text box is a password field with a masked password '.....' and a link that says 'Forgot my password'. At the bottom right of the second screenshot is a 'Sign in' button.

- This is the same information you use to log in to other UH systems.

## Step 3: Review Your Orientation Eligibility

Only students admitted for the Spring 2026 term will be able to access registration.

If you believe you should have access and do not, please contact [orientation@uh.edu](mailto:orientation@uh.edu).

## Step 4: Select Your Orientation Session

- From the Orientation Portal homepage, you may see options for In-Person and/or Online sessions. Select the tab for the session type you are interested in.
- Scroll down to the Orientation Calendar sections to see the dates of available orientation dates.

## Orientation Calendar

Spring 2026 New Student Orientation - 12/16  
12/16/2025 08:00 AM  
Student Center South

Spring 2026 New Student Orientation - 12/19  
12/19/2025 08:00 AM  
Student Center South

## Step 5: Complete the Registration Form

- Select your preferred session date.
- Confirm your orientation session by checking the box.
- Confirm your student information.

Amy Tester [Logout](#)

### Spring 2026 New Student Orientation - 12/16

Tuesday, December 16, 2025 at 8:00 AM until 5:00 PM Central Standard Time UTC -06:00

[Map and Directions](#)

Student Center South  
4455 University Dr  
Houston, TX 77204  
United States

---

Amy Tester (gdilling@ougamut.edu) [Log Out](#)

#### Orientation Session

*By checking this box, you are confirming that this is the correct orientation conference you wish to attend.*

**Natural Sciences and Mathematics-Freshman \***  
 Tuesday, December 16 at 08:00 AM - Spring 2026 New Student Orientation - NSM

---

<b>First Name *</b> Amy	<b>Middle Name</b> Christine	<b>Last Name *</b> Tester
<b>Email Address *</b> gdilling@ougamut.edu	<b>Student ID *</b> 0000000000000000	

---

#### Your Current Academic Information

**College**  
NSM Undergraduate

**Major**  
Biology BS

- Add special accommodation needed, if applicable.
- Add any guests, if applicable.

#### Invited Guest

Children under age 6 may attend free of charge.

For youth ages 6-17, the standard guest fee applies.

We encourage families to register in advance to ensure a smooth check-in experience. Please note that all children, regardless of age, must be accompanied by an adult.

In the boxes below, please enter your name and your relationship to the student. Then, enter your student's name and ID (required).

Select the number of guests.

1 ▼

Guest 1

**First Name \***

XXXXXXXXXX

**Last Name \***

XXXXXXXXXX

**Email \***

XXXXXXXXXX

**Relationship \***

Mother ▼

[Guests](#)

- Submit payment (if required) to complete your registration.

### Amount due upon submission

Conference Fee

\$75.00

Guest Fee


\$40.00


Amount Due \$115.00

Transaction Fee \$3.01

Total \$118.01

**Card**


Card number  
[Redacted] 

Expiration (MM/YY) [Redacted] Security code [Redacted] 


Country [United States] ZIP code [Redacted]

Save my information for faster checkout

Email [Redacted]

Mobile number  [Redacted]

© link • By providing your phone number, you agree to create an account subject to [Terms](#) and [Privacy Policy](#).

 US bank account

**Terms of Agreement \***

By submitting this registration and payment, I acknowledge that all fees are non-refundable. If I defer account). I agree that I am personally responsible for the full balance.

Submit

### Step 6: Submit and Confirm

- After submitting, you will receive an email confirmation.

### Step 7: Return to the Portal Anytime

You can log back into the portal at any time to review:

- Your registered date
- To change your orientation date.

If you would like to reschedule your orientation, please click on your current registration date and select “Cancel Registration.” If you attempt to edit your registration instead, you will be charged again.

- Orientation requirements and next steps

Scroll to the Orientation Information area and click on the Your Orientation Process button.

## Orientation Information

Click the button below to review the orientation process steps.

Your Orientation Process