



Tilman J. Fertitta Family
College of Medicine
UNIVERSITY OF HOUSTON



EDUCATIONAL TECHNOLOGY RESOURCES

Overview	2
1. Learning Management Systems	3
2. Enhancing the Learning Experience	4
2.1 Microsoft Teams	4
2.2 Microsoft SharePoint Team Site	4
2.3 Poll Everywhere – Audience Response System	5
2.4 Aquifer	5
2.5 Boards and Beyond	6
2.6 UWorld	6
2.7 Copilot	6
2.8 Information Commons	6
3. Classroom Technologies	7
4. Remote Teaching Resources	8
5. Engaging the Educational Technology Team	9

At Tilman J. Fertitta Family College of Medicine - Office of Medical Education (OME), we offer a wide range of learning technology tools to support excellence in teaching and learning. Whether you are a new faculty member or a seasoned practitioner, OME has resources to support your teaching and learning needs. Explore this guide to learn more about using the various technologies here at UH College of Medicine.

Important Note: This document will go through periodic review and updates.



Canvas and MedHub are the learning management systems used at the University of Houston College of Medicine.

Instructors use Canvas to add course material, communicate with students, and create and grade assignments.

We can add your CougarNet account to [Canvas](#), allowing you to access your class, class rosters, course content, enter grades online, and more.

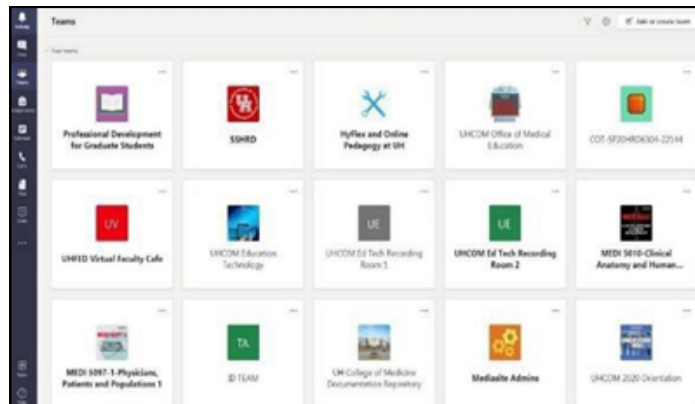
We use MedHub to support rotation and clerkship activities.

We will add your CougarNet account to [MedHub](#), allowing you to schedule rotations and send students' assessments and preceptors' evaluations.

2.1 Microsoft Teams

Microsoft Teams is an interactive platform designed to simplify communication & collaboration between faculty, students and staff. A hub for teamwork, Teams incorporates a variety of Office 365 tools for your use.

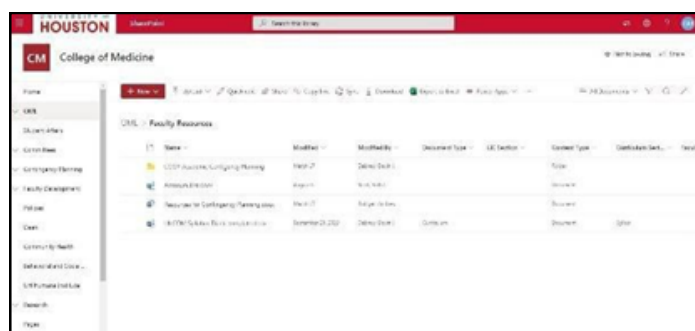
- Host and record video calls within the platform and use the chat feature to reduce the need of email.
- Create, upload, share, and collaborate Word/Excel/PowerPoint files within the platform.
- Collaborate and engage in real time through virtual whiteboard.
- Access the platform/files on any phone/computer.



2.2 Microsoft SharePoint Team Site

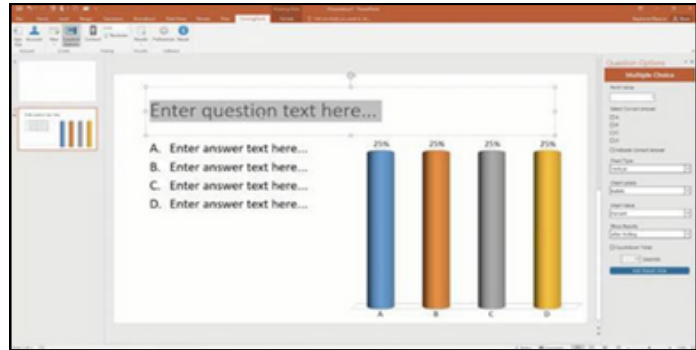
SharePoint is a tool for online collaboration and content management. The key features of SharePoint are:

- Use SharePoint to collaboratively create and manage files.
- Use the SharePoint platform to host internal webpages, which can be edited in the browser.



2.3 Poll Everywhere – Audience Response System

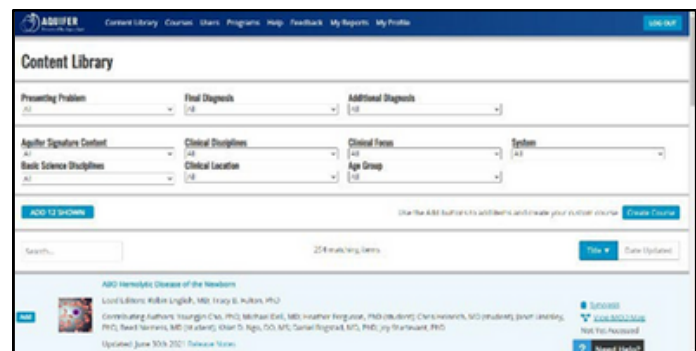
Poll Everywhere is an interactive platform that enables instructors to assess student understanding by posing questions throughout the class. Students can participate by scanning a QR code and responding via text messaging, a web browser, or the Poll Everywhere app.



2.4 Aquifer

Aquifer is an application that helps students build clinical reasoning skills and supplements clinical experiences through evidence-based, peer-reviewed and continuously updated courses and virtual patient cases. Some key features of Aquifer are:

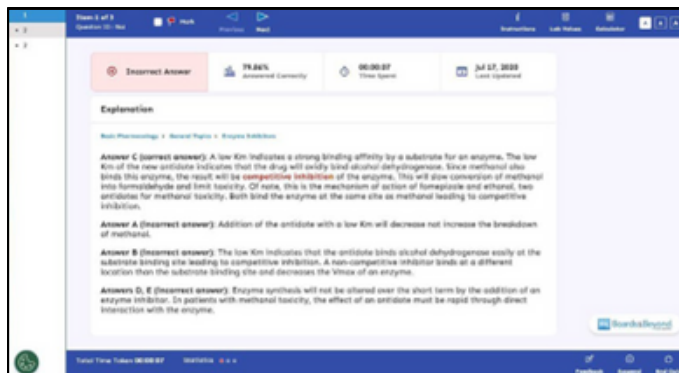
- Provides alternative clinical experiences not available in traditional physician shadowing.
- Access a safe space to practice clinical decisions with deep evidence-based content, comprehensive coverage of national curriculum standards, and authentic clinical contexts.



2.5 Boards and Beyond

A comprehensive online resource for students and educators to supplement curriculum and students to study for CBSE and USMLE exams. Some B&B features are:

- 400+ high-quality videos
- 2,300 USMLE-style questions formulated to assist students for their Step 1 review.
- Comprehensive guide to first aid with videos linked to first aid pages or topics.



2.6 UWorld


Provides Educator resources to aid students in mastering concepts, and access is provided by invitation email. UWorld provides exam-like practice questions and prepares medical students for the Step 1 and 2 exams. MS1 Students should get an invitation by winter 2026.

2.7 Copilot

Part of the UH Microsoft 365 suite is the UH-licensed AI Tool, which is used solely to organize your material, not to generate new material or information. **Please do not use with UH security level 1 and 2 data.**

2.8 Information Commons

The Information Commons (1100) is located on the first floor of the Tilman J. Fertitta Family College of Medicine. It includes a medical library space with a reference desk staffed Monday through Friday, anatomical models, print collection, and various items available for checkout, along with a reserve collection available



for in-space use. The Information Commons includes multiple study areas, a media resource room, a one-button studio, and a faculty development training room. The Office of Medical Education (OME) is located in this space (1120-1126).

The smart classrooms are equipped with a wide range of instructional technologies.

Major components:

- Touchscreen podium controller for source selection, sound volume control (*), and web cameras
- High-definition projector and projection screens
- Instructor podium with HDMI and USB-C connectors to project onto the screens
- Podium's computer monitor is a touchscreen
- The classroom presentation's laser pointer can be viewed online
- Wireless microphones and a document camera are available for use
- Lecture capture-enabled
- HDTVs for small group facilitation, HDMI/USB-C inputs available
- Wi-Fi network connection is available for all occupants (avoid using the guest network)

(*) Note that you can control the volume at three places of your playback activity:

1. The touchscreen podium controller,
2. The computer volume control, and
3. The application volume control (for example, YouTube)

We have compiled a list of suggestions for remote teaching and learning.

I would like to -	Supported tools	Related resources
Provide course content to students.	<ul style="list-style-type: none"> Canvas 	<ul style="list-style-type: none"> UH Canvas support
Record a lecture, podcast, webcast, or movie for students to view at their convenience.	<ul style="list-style-type: none"> Record a narrated PowerPoint Record a meeting through Microsoft Teams 	<ul style="list-style-type: none"> PowerPoint (PC or Mac) ManyCams (College of Medicine Studio-Book time here!) Canvas screen capture with Chrome or Edge Canvas screen capture with Safari or Firefox Record a lecture using Teams
Lecture in real time with class discussion.	<ul style="list-style-type: none"> Microsoft Teams 	<ul style="list-style-type: none"> Quick guide on Microsoft Teams
	<ul style="list-style-type: none"> Zoom 	<ul style="list-style-type: none"> Tips on Zoom
Formative Assessment/Poll	<ul style="list-style-type: none"> Poll Everywhere Canvas Quizzes 	<ul style="list-style-type: none"> How to create a Canvas quiz Getting started with Poll Everywhere Integrating Poll Everywhere with PowerPoint

ENGAGING THE EDUCATIONAL TECHNOLOGY TEAM

The Office of Medical Educational Technology team provides training & development opportunities to support the faculty & staff at the College of Medicine. Training options include one-on-one meetings, on-demand software training and customized group sessions for staff and faculty.

Please email us at comedtec@cougarnet.uh.edu to schedule a consultation.

Educational Technology Team

Director of Educational Technology

David del Pino Kloques
5055 Medical Circle
Houston, TX 77204

Email: ddelpino@cougarnet.uh.edu
O: 713-743-1858

Instructional Designer II

Colin Davis
5055 Medical Circle
Houston, TX 77204

Email: cldavi31@cougarnet.uh.edu
O: 713-743-5539



Tilman J. Fertitta Family
College of Medicine

UNIVERSITY OF **HOUSTON**